UNICON®

PRODUCT CATALOGUE

COAXIAL CONNECTORS

BNC TNC UC1 SMA
FME N C50 F

UNICON

MOUNTING HOLES FOR COAXIAL PLUGS

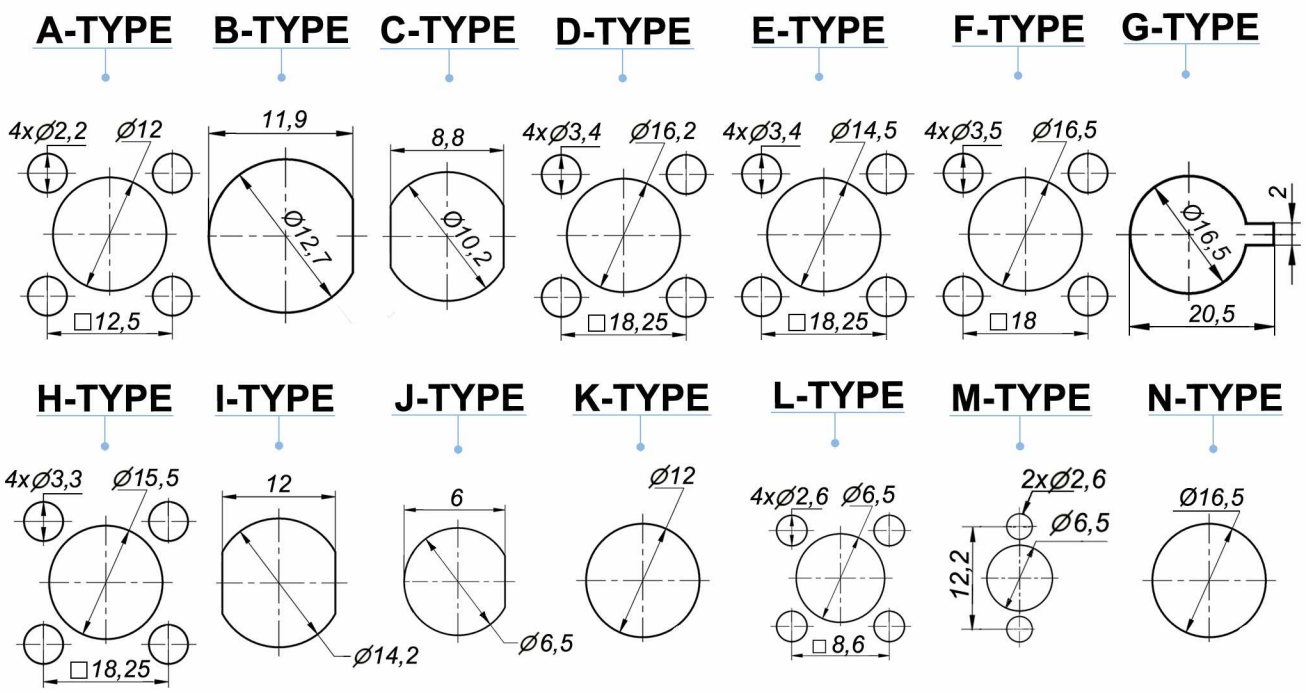

The subject of activity of UNICON is satisfying the demands of the market customers for products, parts and electronic subassemblies designed for the automotive, electronic and cable television industries, as well as for research resources.
The production and sales program includes about 300 products of a great technical variety.
With the use of our technical knowledge we can offer our clients many modern solutions.
The company's achievements, the development potential and investment in quality are the premises that provide favorable conditions for further development of the company.
Keeping in mind the fast-growing automotive and electronic market and willing to match the best, we are open to a broad cooperation with external partners.
We have the reputation of a reliable partner and our position on the constantly developing and competing market is strong.
In order to provide our customers with the highest quality products and services UNICON has implemented ISO 9001:2008 quality system.

CERTYFIKAT
CERTIFICATE

Przyznany organizacji:
Issued for:

UNICON Sp. z o.o.

ul. Gdyńska 18
78-200 Białogard

Biuro Certyfikacji Systemów Zarządzania Polskiego Rejestru Statków S.A., al. gen. Józefa Hallera 126, 80-416 Gdańsk, zaświadcza, że System Zarządzania Jakością wyżej wymienionej organizacji został oceniony i stwierdzono jego zgodność z wymaganiami:

Management Systems Certification Bureau of Polski Rejestr Statków S.A., al. gen. Józefa Hallera 126, 80-416 Gdańsk, certifies that the Quality Management System of the above organization has been assessed and found to be in accordance with the requirements of:

ISO 9001:2008

Zakres certyfikacji:

PRODUKCJA I SPRZEDAŻ
- ANTEN SAMOCHODOWYCH I OSPRZĘTU ANTENOWEGO, ANTEN KOMUNIKACYJNYCH
- ZŁĄCZ W.CZ. (NP. N, BNC, TNC, SMA, UHF, F, IEC 9.5 I INNYCH -SPEŁNIAJĄCYCH STANDARDY MIĘDZYNARODOWE EN IEC)
- ZŁĄCZY ELEKTROAKUSTYCZNYCH M.CZ. (NP. TYPU JACK, DIN, RCA (CHINCH) I INNYCH -SPEŁNIAJĄCYCH STANDARDY MIĘDZYNARODOWE EN IEC)
- ZŁĄCZY MAGISTRALNYCH, OSPRZĘTU ANTENOWEGO I SIECIOWEGO (NP. DO TV-SAT I CATV)
- GNIAZD BEZPIECZNIKA, ELEKTROMECHANICZNYCH PODZESPOŁÓW STYKOWYCH

ŚWIADCZENIE USŁUG W ZAKRESIE
- OBRÓBKA MECHANICZNA METALI (NP. OBRÓBKA SKRAWANIEM, OBRÓBKA BEZWIÓROWA - TŁOCZENIE I WYKRAWANIE)
- OBRÓBKA GALWANICZNA (NP. NIKLOWANIE, CYNOWANIE, CYNKOWANIE, SREBRZENIE)
- PRZETWÓRSTWO TWORZYW SZTUCZNYCH

Scope of certification:

MANUFACTURE AND SALE OF
- CAR ANTENNAS AND ANTENNA FITTINGS, COMMUNICATION ANTENNAS
- RADIO-FREQUENCY CONNECTOR (E.G. OF TYPES N, BNC, TNC, SMA, UHF, F, IEC 9.5 AND OTHERS COMPLYING WITH EN EC STANDARDS)
- LOW-FREQUENCY ELECTROACOUSTIC CONNECTORS (E.G.OF TYPES JACK, DIN, RCA, CHINCH, BUS-BAR CONNECTORS, AND OTHERS COMPLYING WITH EN EC STANDARDS)
- BUS CONNECTORS, ANTENNA AND NETWORK (E.G. FOR FITTINGS FOR TV-SAT AND CATV)
- FUSE SOCKET, ELECTROMECHANICAL PIN ASSEMBLIES

PROVISION OF SERVICES WITHIN THE SCOPE OF
- MECHANICAL WORKING OF METALS (E.G. MACHINING CHIPLESS FORMING - PRESS FORMING AND SHEARING)
- ELECTROPLATING (E.G. NICKEL-, TIN-, ZINC-, SILVER PLATING)
- PLASTICS PROCESSING

Certyfikat jest ważny do:
The Certificate is valid until: **29.03.2014**

Nr Certyfikatu:
Certificate No.: **NC-1947**

Jan Jankowski

Andrzej Kufel

Gdańsk, 30.03.2011

AC 014
QMS

U N I C O N Sp. z o.o.
78-200 Białogard, ul. Gdyńska 18
tel. +48 94 312 2431,
fax. +48 94 312 4336
www.unicon.com.pl

Sales department
tel. +48 94 312 4076
e-mail: sprzedaz@unicon.com.pl
marketing@unicon.com.pl

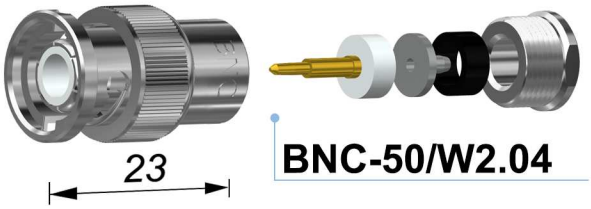

BNC-50/W2.04

BNC-50/W3

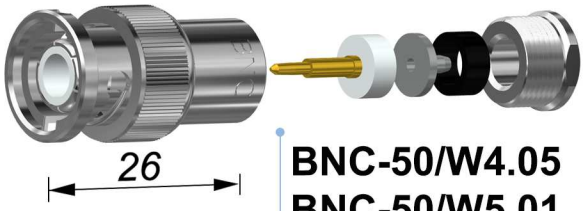

BNC-50/W4.05
BNC-50/W5.01

BNC/NC1

BNC-50/W15.01



BNC-50/W15.02
BNC-50/W15.03
BNC-50/W20.01

BNC-50/W0
impedance 50Ω



BNC-50/W19.01

BNC-50/WW1.02

BNC-50/W1.02

BNC-50/NWN2.02

Symbol BNC	Catalogue number	Cable	Body plug	Pin	Insulator	Comments	Impedance
BNC-50/W2.04	301 102 044	RG58	Nickel-plated	Gold-plated	Noryl	Straight plug	50 Ω
BNC-50/W4.05	301 104 050						
BNC-50/W5.01	301 105 001	H155			Teflon		
BNC-50/W15.01	301 115 001	RG58		Silver-plated			
BNC-50/W15.02	301 115 002	RG58		Gold-plated			
BNC-50/W15.03	301 115 003	H155					
BNC-50/W19.01	301 120 001	CNT400					
BNC-50/W20.01	301 123 001	RF240					
BNC-50/W1.02	301 101 014	RG58		Silver-plated	Noryl	Plug angled	
BNC/NC-1	350 103 001	-				Reduction BNC/RCA	
BNC-50/W0	750 028 010					Terminator 50Ω	
BNC-50/WW1.02	301 181 020					Connector	
BNC-50/NWN2.02	301 185 003					Tee	
BNC-50/W3	301 103 011	-	Plastic	-	-	Cover-cap	-

BNC-50/N15

BNC-50/N1.02



BNC-50/G10.04

BNC-50/G3.02

BNC-50/NN1.02



BNC-50/GG1.02

BNC-50/N3



BNC-50/G1.05



BNC-50/GG2.01

BNC-50/G2.02

Symbol BNC	Catalogue number	Cable	Body plug	Pin	Insulator	Mounting hole type	Impedance
BNC-50/N15	301 151 001	RG58	Nickel-plated	Silver-plated	Noryl	-	50 Ω
BNC-50/G10.04	301 170 040			Gold-plated	Teflon	B	
BNC-50/NN1.02	301 182 020	-		Silver-plated		-	
BNC-50/N3	301 143 012			-	Cover-cap		
BNC-50/GG2.01	301 186 001			Gold-plated	Teflon	K	
BNC-50/N1.02	301 141 020	RG58		Silver-plated	Noryl	-	
BNC-50/G3.02	301 163 014				Teflon	A	
BNC-50/GG1.02	301 183 002	-					
BNC-50/G1.05	301 161 050	RG58			Noryl	C	
BNC-50/G2.02	301 162 020				Teflon	A	

reverse polarity

BNC-50-R/W16.01
BNC-50-R/W17.01
BNC-50-R/W18.01

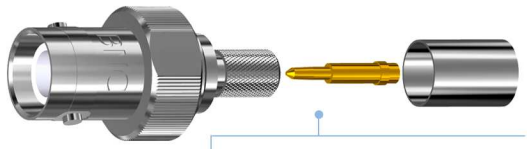

reverse polarity

BNC-50-R/N20.01
BNC-50-R/N21.01
BNC-50-R/N22.01

BNC-50/G13.01

BNC-75/W1.04



BNC-75/W10.01



BNC-75/N1.01

BNC-75/N10.01



BNC-75/G1.02



BNC-75/G2.01

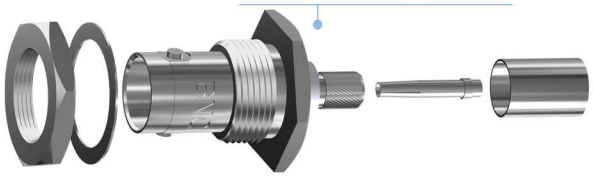

Symbol BNC	Catalogue number	Cable	Body plug	Pin	Insulator	Mounting hole type	Impedance
BNC-50-R/W16.01	301 116 001	H155	Nickel-plated	Gold-plated	Teflon	-	50 Ω
BNC-50-R/W17.01	301 117 001	RG58					
BNC-50-R/W18.01	301 118 001	RF240					
BNC-50-R/N20.01	301 115 001	H155					
BNC-50-R/N21.01	301 116 001	RG58					
BNC-50-R/N22.01	301 117 001	RF240					
BNC-50/G13.01	301 173 001	-				PCB	
BNC-75/W1.04	301 201 040	RG59		Silver-plated		A	75 Ω
BNC-75/W10.01	301 210 001						
BNC-75/N1.01	301 241 012						
BNC-75/N10.01	301 250 001						
BNC-75/G1.02	301 261 020						
BNC-75/G2.01	301 262 001					B	

TNC-50/W1.02

TNC-50/W10.01



TNC-50/W2.04

TNC-50/NWN1.02

TNC-50/W2.06
TNC-50/W2.07

TNC-50/WW1.02

Symbol TNC	Catalogue number	Cable	Body plug	Pin	Insulator	Comments	Impedance
TNC-50/W1.02	303 001 014	RG58	Nickel-plated	Gold-plated	Noryl		50 Ω
TNC-50/W2.04	303 002 034	RG213		Silver-plated	Teflon		
TNC-50/W2.06	303 002 016	RG58		Gold-plated			
TNC-50/W2.07	303 002 017	H155					
TNC-50/W10.01	303 010 001	RG58					
TNC-50/NWN1.02	303 084 013	-					
TNC-50/WW1.02	303 081 013	-					

TNC-50-R/W11.01

TNC-50/NN1.02

TNC-50-R/W12.01
TNC-50-R/W13.01

TNC-50/G1.02



TNC-50/N2.02



TNC-50/G2.03

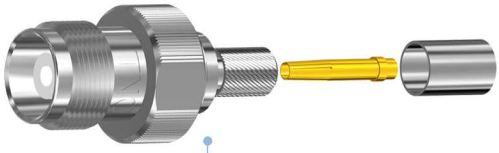

TNC-50/N10.01

TNC-50/G3.02



TNC-50-R/N13.01
TNC-50-R/N14.01

Symbol TNC	Catalogue number	Cable	Body plug	Pin	Insulator	Mounting hole type	Impedance
TNC-50-R/W11.01	303 011 001	H155	Nickel-plated	Gold-plated	Teflon	-	50 Ω
TNC-50-R/W12.01	303 012 001						
TNC-50-R/W13.01	303 013 001	RG58					
TNC-50/N2.02	303 042 002			Silver-plated			
TNC-50/N10.01	303 010 001			Gold-plated			
TNC-50-R/N13.01	303 050 001						
TNC-50-R/N14.01	303 051 001	H155					
TNC-50/NN1.02	303 082 013	-		Silver-plated	Noryl	C	
TNC-50/G1.02	303 061 020						
TNC-50/G2.03	303 062 030	RG58				A	
TNC-50/G3.02	303 062 020				Teflon	A	

UC1-2-W1/R-5.0
UC1-2-W1/R-6.0
UC1-2-W1/R-7,5

UC1-2-W2/R-10.4
UC1-2-W2/R-11.4
UC1-2-W2/R-9.0

UC1-W4/5

UC1-W4/6

UC-G/P

UC1-G1

UC1-G2

UC1-GG

UC1-GG1

UC1-GG2

Symbol UC1	Catalogue number	Cable diameter	Body plug	Pin	Insulator	Mounting hole type	Impedance
UC1-2-W1/R-5.0	304 021 010	Ø5	Nickel-plated	Silver-plated	Polypropylene	-	50 Ω
UC1-2-W1/R-6.0	304 021 020	Ø6					
UC1-2-W1/R-7.5	304 021 030	Ø7,5					
UC1-2-W2/R-10.4	304 022 010	Ø10,4					
UC1-2-W2/R-11.4	304 022 020	Ø11,4					
UC1-2-W2/R-9.0	304 022 030	Ø9					
UC1-W4/5	304 004 013	Ø6			Teflon		
UC1-W4/6	304 005 013	Ø9,2					
UC-G/P	304 090 013	-		Cover-cap			
UC1-G1	304 061 013	-		Silver-plated	Polypropylene	F	
UC1-G2	304 062 013	-				G	
UC1-GG	304 083 001	-				-	
UC1-GG1	304 084 013	-				F	
UC1-GG2	304 085 013	-				N	

C-50/W1.04

C-50/N1.02

C-50/W3.03

C50/G1

C-50/G3

C-50/NWN2.01

C-50/G2.06

C-50/WW1.01

C-50/NN1.01

C-50/W2.01

C-50/N2

Symbol C	Catalogue number	Cable diameter	Body plug	Pin	Insulator	Mounting hole type	Impedance
C-50/W1.04	302 101 040	Ø10	Nickel-plated	Silver-plated	Teflon	-	50 Ω
C-50/W3.03	302 103 030	RG58			Noryl		
C-50/NWN2.01	302 184 001	-					
C-50/WW1.01	302 181 001	-			Teflon		
C-50/W2.01	302 102 001	-	Plastic	-	-		
C-50/N1.02	302 141 014	Ø10	Nickel-plated	Silver-plated	Teflon		
C-50/G1	302 161 030	-			Noryl	I	
C-50/G3	302 163 012	Ø10			Teflon	-	
C-50/G2.06	302 162 060	-			Noryl	H	
C-50/NN1.01	302 182 001	-			Teflon	-	
C-50/N2	302 102 001	-		-	-	-	

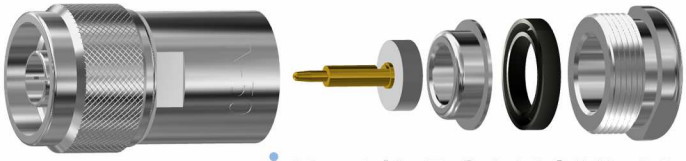

N-50/2-RG213/W2.03
N-50/2-H1000/W5.01
N-50/2-RF400/W23.01

N-50/WW1.01

N-50/2-RG58/W4.06
N-50/2-H155/W1.01

N-50/GG1.01

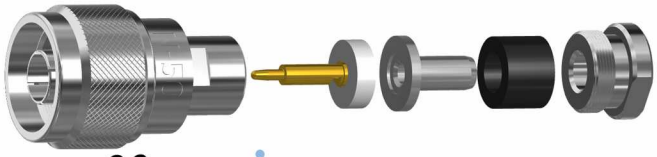

N-50/2-H155/W13.01
N-50/2-RLF7/W15.01
N-50/2-RF240/W18.01



N-50/GG1.02

N-50/2-H155/W6.01
N-50/2-H1000/W9.01
N-50/2-CNT400/W19.01
N-50/2-RF240/W20.01

N-50/2-H155/W10.01
N-50/2-H1000/W11.01

N-50/W0.01

Symbol N	Catalogue number	Cable	Hex crimp	Body / Pin	Insulator	Mounting hole type	Impedance
N-50/2-H155/W1.01	312 005 001	H155	-	Nickel-plated / Gold-plated	Teflon	-	50 Ω
N-50/2-RG213/W2.03	312 002 015	RG213					
N-50/2-RG58/W4.06	312 004 060	RG58					
N-50/2-H1000/W5.01	312 013 001	H1000					
N-50/2-H155/W6.01	312 014 001	H155	6,3				
N-50/2-H1000/W9.01	312 026 001	H1000	10,2				
N-50/2-H155/W13.01	312 021 001	H155	-				
N-50/2-RLF7/W15.01	312 023 001	RLF7					
N-50/2-RF240/W18.01	312 026 001	RF240					
N-50/2-CNT400/W19.01	312 027 001	CNT400	10,2				
N-50/2- RF400/W20.01	312 062 001	RF240	6,8				
N-50/2-H155/W10.01	312 018 001	H155	-				
N-50/2-H1000/W11.01	312 019 001	H1000					
N-50/2-RF400/W23.01	312 031 001	RF400					
N-50/W0.01	750 101 001	-					
N-50/WW1.01	312 084 001						
N-50/GG1.01	312 090 001						
N-50/GG1.02	312 090 002					N	

N-50/2-H155/G11.01



N-50/2-RG213/G5.02

N-50/2-H1000/N1.01

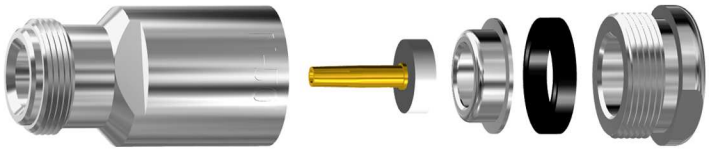

N-50/2-H1000/G7.01
N-50/2-RG213/G3.01

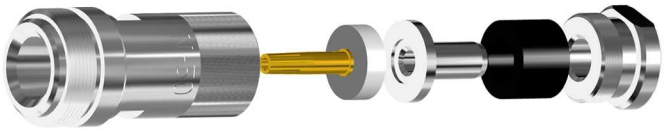

N-50/2-RG58/G4.04

N-50/G1.07

N-50/G1.13



N-50/2-RG58/G5.02



N-50/2-RG58/G13.01

Symbol N	Catalogue number	Hex crimp	Cable	Body plug	Pin	Insulator	Mounting hole type	Impedance
N-50/G1.07	312 061 007	-	-	Nickel-plated	Gold-plated	Teflon	D	50 Ω
N-50/G1.13	312 061 013							
N-50/2-RG213/G3.01	312 063 003		RG213				-	
N-50/2-RG58G4.04	312 064 004		RG58					
N-50/2-RG58/G5.02	312 065 020				Silver-plated		D	
N-50/2-RG213/G5.02	312 066 002		RG213					
N-50/2-H1000/G7.01	312 068 001		H1000		Gold-plated		-	
N-50/2-H155/G11.01	312 072 001	6,3	H155					
N-50/2-RG58/G13.01	312 074 001	5,1	RG58				D	
N-50/2-H1000/N1.01	312 075 001	10,2	H1000				-	

SMA-50-R/W1.01
SMA-50-R/W1.02
SMA-50-R/W4.01
SMA-50-R/W5.01
SMA-50-R/W5.02

SMA-50-R/N2.01

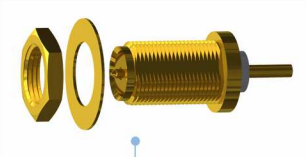

SMA-50-R/G9.01



SMA-50-R/W3.01



SMA-50/G4.01

SMA-50-R/W2.01

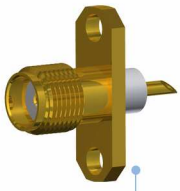

SMA-50/G5.01

SMA-50-R/N1.01
SMA-50-R/N3.01
SMA-50-R/N4.01
SMA-50-R/N5.01



SMA-50/G6.01

Symbol RP-SMA-50	Catalogue number	Cable	Body plug	Pin	Insulator	Hex crimp	Mounting hole type	Impedance
SMA-50-R/N1.01	321 351 001	H-155	Nickel-plated	Gold-plated	Teflon	6,3	-	50Ω
SMA-50-R/N2.01	321 350 001	RG316				3,5		
SMA-50-R/N3.01	321 352 001	RG58				5,4		
SMA-50-R/N4.01	321 353 001	RLF7				7,8		
SMA-50-R/N5.01	321 355 001	RF240				7		
SMA-50-R/W1.01	321 201 001	H-155				6,3		
SMA-50-R/W1.02	321 201 002		Gold-plated					
SMA-50-R/W2.01	321 202 001	RG316	Nickel-plated			3,5		
SMA-50-R/W3.01	321 203 001	RG58				5,4		
SMA-50-R/W4.01	321 204 001	RLF7				7,8		
SMA-50-R/W5.01	321 205 001	RF240				7		
SMA-50-R/W5.02	321 205 002		Gold-plated					
SMA-50-R/G9.01	321 305 001	-				-	J	
SMA-50/G4.02	321 304 001						J	
SMA-50/G5.01	321 310 001						M	
SMA-50/G6.01	321 311 001					7	L	

SMA-50/W1.02
SMA-50/W1.03
SMA-50-LH//W1.01

SMA-50/W4.01



SMA-50/W3.01
SMA-50/W5.01

SMA-50/W6.01

SMA-50/N3.01

SMA-50/G1.01
SMA-50-LH//G2.01

FME(f)-1.1
FME(f)-3.1

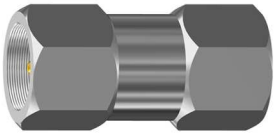



FME(m)-1.1

Symbol SMA-50	Catalogue number	Cable diameter	Body plug	Pin	Insulator	Hex crimp	Mounting hole type	Impedance
SMA-50/W1.02	321 102 002	H-155	Nickel-plated	Gold-plated	Teflon	6,3	-	50Ω
SMA-50/W1.03	321 102 003		Gold-plated					
SMA-50/W3.01	321 103 001	RG58	Nickel-plated			5,4		
SMA-50/W4.01	321 104 001	RG316				3,5		
SMA-50/W5.01	321 105 001	RF240				7		
SMA-50-LH//G2.01	321 302 001	RG316				3,5	J	
SMA-50-LH//W1.01	321 109 001	H-155				6,3	-	
SMA-50/G1.01	321 301 001	RG316				3,5	J	
SMA-50/N3.01	321 327 001	H-155	Gold-plated			6,3		
SMA-50/W6.01	321 208 001	RF240	Nickel-plated			7	-	
FME(f)-1.1	319 001 001	RG58				5,4/1,8		
FME (f)-3.1	319 003 001	H155				6,3/2,2		
FME (m)-1.1	319 050 001	RG58				5,4/1,8		
FME / FME (m-m)-1.1	319 101 001	-				-		



F-75-G1.01



F-75-G7.01

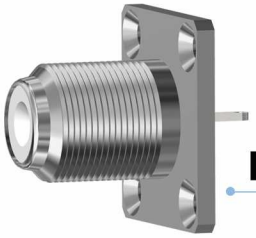

F-75-G2.01

F-75-G8.01



F-75-G4.01

F-75-G11.01

F-75-G5.01

F-75-G16.01



F-75-G6.01

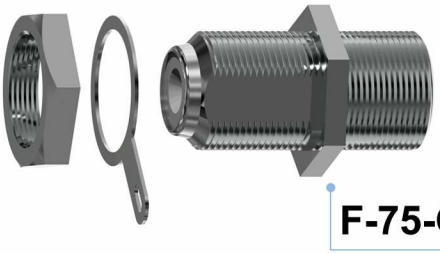

F-75-GG1.01

Symbol F-75	Catalogue number	Body plug	Pin	Mounting hole type	Operating frequency	Comments	Impedance
F-75-G1.01	306 061 014	Nickel-plated	Silver-plated	A	to 1,8 GHz		75Ω
F-75-G2.01	306 062 014			B			
F-75-G4.01	306 064 014			C			
F-75-G5.01	306 065 014			D			
F-75-G6.01	306 066 001			D			
F-75-G7.01	306 067 014			E			
F-75-G8.01	306 068 014			A			
F-75-G11.01	306 071 001			G			
F-75-G16.01	306 076 001			H			
F-75-GG1.01	306 083 014			E			

F-75-NN1.01

F-75-WW1

F-75-N1.01
F-75-N1.02
F-75-N1.03

F-75-W1.01
F-75-W1.02
F-75-W1.03
F-75-W1.04

F-75-N5.01

F-75-W5.01

F-75-N6.01
F-75-N6.02



F75-W6.01
F75-W6.04

Kolnako F-75



F-75-W10.01

Symbol F-75	Catalogue number	Cable diameter	Body plug	Pin	Hex crimp	Operating frequency	Comments	Impedance
F-75-NN1.01	306 082 014	-	Nickel-plated	Silver-plated	-	to 1,8 GHz		75Ω
F-75-N1.01	306 041 012	RG59			-			
F-75-N1.02	306 041 020	7,1			-			
F-75-N1.03	306 041 030	6,8			-			
F-75-N5.01	306 045 014	RG59			6,5			
F-75-N6.01	306 046 001	6,8			7,2			
F-75-N6.02	306 046 002	7,1			9,2			
node F-75	306 079 001	-			-			
F-75-WW1	306 081 012	-			-			
F-75-W1.01	306 001 014	RG59		-	-			
F-75-W1.02	306 001 024	6,8						
F-75-W1.03	306 001 034	7,1			-			
F-75-W1.04	306 001 044	6,5			-			
F-75-W5.01	306 005 014	RG59			6,5			
F-75-W6.01	306 006 014	8			8,2			
F-75-W6.04	306 006 044	RG59			7,2			
F-75-W10.01	306 010 001	7,1		Silver-plated	-			

Ff-G1.01



F-75-V1.01

Ff-G1.02



F-75-V1.02

Ff-G1.03

F-75-V2.01

Ff-G1.04

MOUNTING HOLES FOR „F" PLUGS

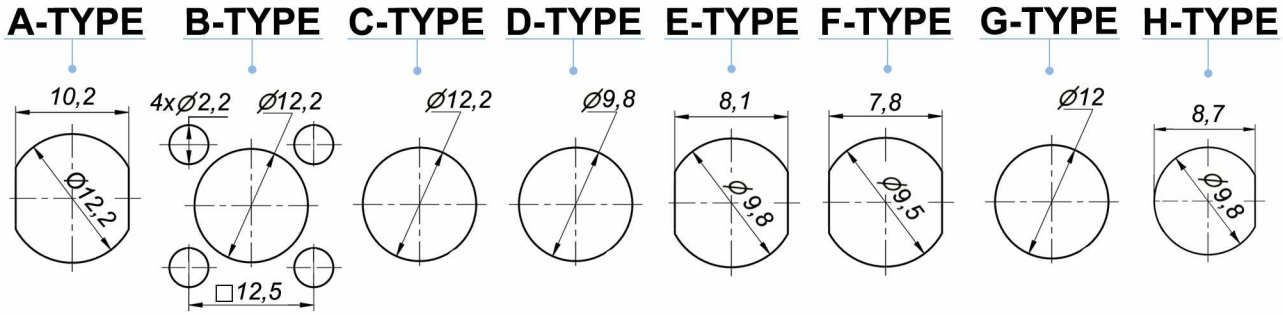

Symbol F-75	Catalogue number	Body plug	Pin	Mounting hole type	Operating frequency	Comments	Impedance
Ff-G1.01	306 051 001			Ø10,5			
Ff-G1.02	306 051 002			Ø7,6			
Ff-G1.03	306 051 003			Ø7,6			
Ff-G1.04	306 051 004	Nickel-plated	Silver-plated	Ø7,6	to 1,8 GHz		75Ω
F-75-V1.01	306 091 013			G			
F-75-V1.02	306 091 020			G			
F-75-V2.01	306 092 001			Ø7,6			